



# Round 2 Canberra - ACT 2 May 2021



## PIRELLI MX2

### Moto 2

Date: 02/05/21  
Event: R06  
Weather: Partly cloudy - Temp: 20.3C  
Track: Good

Started at: 13:53:04  
Laps: 25 Min + 1 Lap  
Starters: 40  
Printed at: 14:27

## PROVISIONAL CLASSIFICATION

Pos	No	Name	Machine	Laps	Race Time	Behind Leader	Behind Prev	Fastest Lap	On Lap
1	96	Kyle WEBSTER (VIC) / Factory Honda Racing Team / Konsky Motorposrt Honda Racing	Honda CRF 250	17	28:21.330			1:38.560	14
2	199	Nathan CRAWFORD (QLD) / Serco Yamaha	Yamaha YZF 250	17	28:29.605	8.275	8.275	1:38.890	14
3	29	Noah FERGUSON (QLD) / Gas Gas Australia / Goldentyre Aust. / Motorex / Troy Lee Designs	GasGas MC 250	17	28:38.643	17.313	9.038	1:38.315	13
4	22	Rhys BUDD (NSW) / Yamalube Yamaha Racing	Yamaha YZ 250	17	28:39.883	18.553	1.240	1:39.613	15
5	14	Jesse DOBSON (QLD) / Serco Yamaha	Yamaha YZF 250	17	28:41.372	20.042	1.489	1:39.571	13
6	6	Jay WILSON (QLD) / Yamalube Yamaha Racing	Yamaha YZF 250	17	28:43.939	22.609	2.567	1:39.499	6
7	754	Jayce COSFORD (QLD) / Yamaha / Top Gun M-cycles / MPE / JPM / Fly / Asterix	Yamaha YZF 250	17	29:04.248	42.918	20.309	1:40.274	7
8	153	Korey McMAHON (NSW) / GasGas Aust. / Suttos Powersports / Kenda Tyres / Motorex / Cassons Aust.	GasGas MC 250	17	29:19.557	58.227	15.309	1:41.516	4
9	100	Jy ROBERTS (NSW) / KTM Australia / KTM Newcastle / 100 Academy / Motorex / Pirelli / Alpinestar	KTM FC 250	17	29:22.926	1:01.596	3.369	1:41.160	2
10	64	Dylan WILLS (NSW)	Husqvarna FC 250	17	29:54.574	1:33.244	31.648	1:40.549	15
11	46	Hugh McKAY (TAS) / RideMore / Dunlop / Endless Sunday / Fox Australia / JPM / Bulknutrients	Yamaha YZF 250	17	29:56.337	1:35.007	1.763	1:42.122	8
12	188	Tomas RAVENHORST (VIC) / Bolt / Kickstart Industries / Ravos Maintenance	KTM SXF 250	17	29:59.028	1:37.698	2.691	1:42.862	8
13	4	Ricky LATIMER (QLD) / TLR / Fly / Castrol / Bridgestone / Astericks / BDS	KTM SXF 250	16	28:22.634	1 Lap		1:43.170	9
14	34	Levi ROGERS (QLD) / Yamalube Yamaha Racing	Yamaha YZ 250	16	28:23.242	1 Lap	.608	1:41.639	9
15	149	Isaac FERGUSON (QLD) / Rising M-sports / Golden Tyres / FXR / Hyperlyfe	Gasgas SX 250	16	28:25.599	1 Lap	2.357	1:44.289	16
16	24	Chandler BURNS (VIC) / Shepparton M-cycles / Alpinestars / Oakley / Mitas Tyres / The Collective Family	KTM SXF 250	16	28:28.386	1 Lap	2.787	1:43.330	4
17	32	Liam ANDREWS (VIC) / WBR Bulk Nutrients Yamaha Race Team / Choice / Tribe Yoga and Boxing	Yamaha YZF 250	16	28:33.004	1 Lap	4.618	1:43.022	3
18	47	Brock NINNESS (NSW) / City Coast M-cycles / ThorMX / Complete Race Solutions / Bridgestone	Yamaha YZF 250	16	28:37.637	1 Lap	4.633	1:45.272	12
19	43	Mackenzie O'BREE (VIC) / WBR M-cycles / Yamaha Aust. / Healthy Mates Bendigo / Mallee Physio	Yamaha YZF 250	16	28:55.072	1 Lap	17.435	1:45.547	4
20	427	Tye JONES (QLD) / Husqvarna Australia / Mackay M-cycles / Davey M-sports / Raceline Parramatta	Husqvarna FC 250	16	29:01.625	1 Lap	6.553	1:43.869	5
21	241	Tyler DARBY (NSW) / Lindsay Civil / Fitzpatrick Eng. / Dr Ross MX / MCD / Moss Institute	Yamaha YZ 250	16	29:14.437	1 Lap	12.812	1:46.185	7
22	61	Ethan ASHMORE (VIC) / Ashmore Smash Repairs / First Class Motorcycles	Husqvarna FC 250	16	29:21.287	1 Lap	6.850	1:46.344	8
23	16	Kaleb BARHAM (QLD) / MPE M-cycles / HP M-cycles / Alpinestars / Acerbis / Oakley / Rival Ink	Husqvarna 250	16	29:22.413	1 Lap	1.126	1:46.407	5

*Scott Laing*  
Chief Timekeeper - Scott Laing

*Mark Hancock*  
Race Director - Mark Hancock





# Round 2 Canberra - ACT 2 May 2021



## PIRELLI MX2

### Moto 2

Date: 02/05/21  
Event: R06  
Weather: Partly cloudy - Temp: 20.3C  
Track: Good

Started at: 13:53:04  
Laps: 25 Min + 1 Lap  
Starters: 40  
Printed at: 14:27

## PROVISIONAL CLASSIFICATION

Pos	No	Name	Machine	Laps	Race Time	Behind Leader	Behind Prev	Fastest Lap	On Lap
24	49	Caleb GOULLET (VIC)	Honda CRF 250	16	29:26.337	1 Lap	3.924	1:47.632	15
25	9	Jesse BISHOP (QLD) / Buesons Auto / MX Farm Qld	KTM SXF 250	16	29:30.470	1 Lap	4.133	1:47.337	8
26	196	Wilson GREINER-DAISH (VIC) / WBR Motorcycles / Beatons Pro Formula	Yamaha YZF 250	16	29:38.152	1 Lap	7.682	1:47.560	15
27	23	George KNIGHT (VIC) / Alpine M-cycles / Trac Rite Suspension / Leewood Carpentry / Maxima Oils	Yamaha YZF 250	16	29:38.631	1 Lap	.479	1:46.698	16
28	52	Jack O'CALLAGHAN (NSW) / MCD Racing / On Two Wheels Motorsports / Yamaha Aust.	Yamaha YZF 250	16	29:39.935	1 Lap	1.304	1:47.833	8
29	772	Josh MANGIAPANE (NSW) / SFC Industries / XXX Fight Academy	KTM SXF 250	16	30:06.626	1 Lap	26.691	1:49.637	7
30	60	Royce ANELL (VIC) / Ellroy Pty Ltd	Husqvarna FC 250	16	30:11.067	1 Lap	4.441	1:49.068	7
31	65	Connor WHITNEY (NSW)	Yamaha YZF 250	15	28:22.238	2 Laps		1:48.837	5
32	35	Aaron MASON (VIC) / Deakin M-cycles / Slims Engines / Honda Aust. / David Lewis Concreting / FOX	Honda CRF 250	15	28:43.403	2 Laps	21.165	1:49.222	4
33	10	Brandon STEEL (NSW) / Two Wheel Obsession / UniFilter Aust. / ProMoto Suspension	Yamaha YZF 250	15	28:45.061	2 Laps	1.658	1:50.111	6
34	7	James DAVISON (NSW) / Whitehouse M-cycles / Moutain Race Shop / Liqui Moly / DMK Designs	Suzuki RMZ 250	15	28:47.475	2 Laps	2.414	1:51.274	5
35	233	Oliver MARCHAND (NSW) / Airoh / Five Gloves / Kwala / Shell Oils / Bridgestone / Teencee Graphics	Yamaha YZ 250	15	29:29.583	2 Laps	42.108	1:46.513	6
36	21	Shane MASON (VIC) / Deakin M-cycles / Slims Engines / NVC Concrete / MX Ink / Motorex	Honda CRF 250	15	29:34.589	2 Laps	5.006	1:52.146	5
37	84	Jordan HOLT (VIC) / TSR Fabrications	Husqvarna FC 250	15	29:36.850	2 Laps	2.261	1:52.568	4
DNF	2	Zachary WATSON (QLD) / Sun City Yamaha / Hansen Constructions NQ / Casson's Australia / Bell Powersp.	Yamaha YZF 250	13	24:27.998	3 Laps		1:47.064	5
DNF	51	Jack KITCHEN (QLD) / MTA Turbochargers / DKP / Motorex / Maxxis / Strike Seats / MPE Susp.	Husqvarna FC 250	12	26:10.761	4 Laps		1:46.780	3
DNF	5	Alex LARWOOD (SA) / WBR Yamaha Race Team	Yamaha YZ 250	5	8:35.062	11 Laps		1:39.620	5

Fastest Lap was 1:38.315 by Noah FERGUSON (QLD)

The results are provisional until the end of the time limit for protests and appeals.

  
Chief Timekeeper - Scott Laing

  
Race Director - Mark Hancock



[www.computime.com.au](http://www.computime.com.au)  
COMPUTIME RACE TIMING SYSTEMS PTY LTD





# Round 2 Canberra - ACT 2 May 2021



## PIRELLI MX2 Moto 2

Date: 02/05/21  
Event: R06  
Weather: Partly cloudy - Temp: 20.3C  
Track: Good

Started at: 13:53:04  
Laps: 25 Min + 1 Lap  
Starters: 40  
Printed at: 14:27

### PROVISIONAL LAP TIMES

No	Name	Lap 1	Lap 2	Lap 3	Lap 4	Lap 5	Lap 6	Lap 7	Lap 8	Lap 9	Lap 10
2	Zachary WATSON (QLD)	2:08.905	1:49.832	1:47.573	1:47.422	<b>1:47.064</b>	1:47.618	1:47.289	1:47.304	1:47.538	1:47.449
10		1:51.846	1:54.940	2:23.218							
4	Ricky LATIMER (QLD)	2:04.635	1:46.334	1:44.837	1:44.435	1:43.682	1:44.413	1:44.473	1:44.844	<b>1:43.170</b>	1:44.708
10		1:44.420	1:45.188	1:45.099	1:44.952	1:46.634	1:50.810				
5	Alex LARWOOD (SA)	1:53.809	1:40.711	1:40.737	1:40.185	<b>1:39.620</b>					
6	Jay WILSON (QLD)	1:52.033	1:41.171	1:40.326	1:40.644	1:40.107	<b>1:39.499</b>	1:40.398	1:39.879	1:40.591	1:40.750
10		1:40.530	1:41.028	1:40.512	1:41.986	1:41.470	1:40.893	1:42.122			
7	James DAVISON (NSW)	2:12.476	1:54.260	1:53.902	1:52.192	<b>1:51.274</b>	2:00.770	1:57.667	1:51.944	1:52.797	1:52.660
10		1:55.914	1:52.797	1:52.476	1:52.084	1:54.262					
9	Jesse BISHOP (QLD)	2:08.413	1:49.985	1:50.829	1:48.631	1:49.445	1:49.112	1:48.419	<b>1:47.337</b>	1:48.691	1:51.644
10		1:50.014	1:50.642	1:49.588	1:49.445	1:49.750	1:48.525				
10	Brandon STEEL (NSW)	2:13.417	1:54.521	1:51.175	1:52.810	1:51.410	<b>1:50.111</b>	1:52.666	1:55.699	1:55.607	1:55.460
10		1:54.757	1:57.765	1:53.077	1:52.373	1:54.213					
14	Jesse DOBSON (QLD)	1:57.406	1:41.161	1:40.428	1:40.674	1:40.044	1:39.621	1:40.061	1:40.909	1:40.283	1:40.482
10		1:40.109	1:39.742	<b>1:39.571</b>	1:39.587	1:40.131	1:39.838	1:41.325			
16	Kaleb BARHAM (QLD)	2:15.046	1:47.189	1:50.410	1:46.718	<b>1:46.407</b>	1:46.775	1:49.280	1:47.312	1:47.591	1:47.284
10		1:48.826	1:49.724	1:49.487	1:50.797	1:49.281	1:50.286				
21	Shane MASON (VIC)	2:17.083	1:53.902	1:53.787	1:54.027	<b>1:52.146</b>	1:54.912	1:58.883	1:55.875	1:52.675	1:58.450
10		1:59.425	2:03.069	1:58.117	1:56.726	2:05.512					
22	Rhys BUDD (NSW)	1:52.587	1:40.848	1:40.981	1:40.166	1:40.910	1:40.191	1:39.947	1:39.944	1:40.680	1:40.668
10		1:40.395	1:40.285	1:41.329	1:40.195	<b>1:39.613</b>	1:40.116	1:41.028			
23	George KNIGHT (VIC)	2:15.466	1:51.035	1:49.664	1:49.862	1:47.517	1:50.967	1:48.496	1:49.069	1:52.656	1:52.319
10		1:52.276	1:48.478	1:48.807	1:46.780	1:48.541	<b>1:46.698</b>				
24	Chandler BURNS (VIC)	1:58.375	1:43.985	1:45.558	<b>1:43.330</b>	1:45.074	1:43.957	1:44.795	1:45.422	1:46.192	1:45.972
10		1:45.201	1:45.049	1:47.914	1:49.374	1:47.207	1:50.981				
29	Noah FERGUSON (QLD)	1:48.605	1:39.941	1:39.407	1:40.063	1:39.502	1:39.557	1:39.566	1:39.997	1:40.907	1:41.988
10		1:40.255	1:41.261	<b>1:38.315</b>	1:42.016	1:43.052	1:41.116	1:43.095			
32	Liam ANDREWS (VIC)	1:59.473	1:43.764	<b>1:43.022</b>	1:43.804	1:45.139	1:44.385	1:44.144	1:46.168	1:45.931	1:45.053
10		1:46.699	1:50.763	1:47.710	1:47.331	1:50.205	1:49.413				
34	Levi ROGERS (QLD)	2:37.129	1:41.754	1:42.178	1:42.474	1:43.619	1:49.209	1:42.076	1:43.502	<b>1:41.639</b>	1:42.426
10		1:42.445	1:42.493	1:42.507	1:42.768	1:44.143	1:42.880				
35	Aaron MASON (VIC)	2:10.647	1:49.478	1:49.775	<b>1:49.222</b>	1:51.438	1:53.354	1:51.460	1:56.175	1:56.087	1:54.664
10		1:55.658	1:54.147	1:56.669	2:00.244	1:54.385					
43	Mackenzie O'BREE (VIC)	2:01.217	1:51.444	1:46.354	<b>1:45.547</b>	1:45.917	1:46.312	1:46.822	1:46.649	1:47.286	1:49.324
10		1:47.003	1:47.652	1:48.792	1:47.832	1:48.180	1:48.741				
46	Hugh MCKAY (TAS)	2:00.944	1:48.364	1:45.342	1:44.269	1:43.724	1:44.272	1:44.644	<b>1:42.122</b>	1:43.317	1:44.256
10		1:43.579	1:42.554	1:52.066	1:43.745	1:45.199	1:44.906	1:43.034			
47	Brock NINNESS (NSW)	2:00.369	1:46.550	1:46.242	1:48.173	1:47.522	1:45.372	1:45.385	1:45.719	1:45.565	1:45.642
10		1:47.096	<b>1:45.272</b>	1:45.498	1:48.399	1:48.362	1:46.471				
49	Caleb GOULLET (VIC)	2:05.591	1:50.275	1:49.786	1:50.416	1:50.130	1:50.933	1:49.239	1:48.560	1:49.298	1:49.576

Chief Timekeeper - Scott Laing

Race Director - Mark Hancock



[www.computime.com.au](http://www.computime.com.au)  
COMPUTIME RACE TIMING SYSTEMS PTY LTD





# Round 2 Canberra - ACT 2 May 2021



PIRELLI MX2

Moto 2

Date: 02/05/21  
Event: R06  
Weather: Partly cloudy - Temp: 20.3C  
Track: Good

Started at: 13:53:04  
Laps: 25 Min + 1 Lap  
Starters: 40  
Printed at: 14:27

## PROVISIONAL LAP TIMES

No	Name	Lap 1	Lap 2	Lap 3	Lap 4	Lap 5	Lap 6	Lap 7	Lap 8	Lap 9	Lap 10	
		10	1:49.850	1:48.686	1:48.276	1:49.476	<b>1:47.632</b>	1:48.613				
51	Jack KITCHEN (QLD)	10	2:04.696	1:49.450	<b>1:46.780</b>	1:47.205	1:46.879	1:53.100	1:51.295	1:51.270	1:47.318	1:51.366
52	Jack O'CALLAGHAN (NSW)	10	1:58.298	5:43.104								
		10	2:09.734	1:49.925	1:48.457	1:48.814	1:51.559	1:49.820	1:49.253	<b>1:47.833</b>	1:49.745	1:54.454
60	Royce ANELL (VIC)	10	1:49.340	1:55.217	1:48.830	1:48.810	1:48.238	1:49.906				
		10	2:07.825	1:49.556	1:58.334	1:52.282	1:49.721	1:51.816	<b>1:49.068</b>	1:51.538	1:51.778	1:59.495
61	Ethan ASHMORE (VIC)	10	1:51.375	1:50.817	1:51.057	1:52.112	1:52.756	1:51.537				
		10	2:02.720	1:47.050	1:47.433	2:05.088	1:47.568	1:49.098	1:46.927	<b>1:46.344</b>	1:46.644	1:47.234
64	Dylan WILLS (NSW)	10	1:49.707	1:49.238	1:50.152	1:49.340	1:48.837	1:47.907				
		10	2:17.805	1:46.320	1:45.235	1:45.299	1:43.788	1:44.268	1:44.773	1:43.711	1:43.233	1:41.584
65	Connor WHITNEY (NSW)	10	1:42.256	1:42.530	1:41.460	1:43.254	<b>1:40.549</b>	1:42.382	1:46.127			
		10	2:06.703	1:50.168	2:09.497	1:49.589	<b>1:48.837</b>	1:49.474	1:49.674	1:53.072	1:51.373	1:50.956
84	Jordan HOLT (VIC)	10	1:51.650	1:53.965	1:50.370	1:54.562	1:52.348					
		10	2:14.426	1:55.026	1:53.973	<b>1:52.568</b>	2:09.899	1:56.277	1:55.292	1:54.951	2:01.157	1:58.485
96	Kyle WEBSTER (VIC)	10	1:59.035	2:01.771	1:55.065	1:55.637	1:53.288					
		10	1:47.949	1:39.225	1:40.009	1:39.011	1:38.708	1:39.626	1:39.718	1:39.674	1:39.807	1:39.567
100	Jy ROBERTS (NSW)	10	1:39.949	1:39.491	1:39.436	<b>1:38.560</b>	1:38.742	1:40.760	1:41.098			
		10	1:51.501	<b>1:41.160</b>	1:43.693	1:42.908	1:42.039	1:43.126	1:42.930	1:44.174	1:43.671	1:43.498
149	Isaac FERGUSON (QLD)	10	1:43.340	1:43.708	1:44.478	1:43.929	1:42.088	1:42.225	1:44.458			
		10	1:55.811	1:46.226	1:45.169	1:45.705	1:47.217	1:45.558	1:45.433	1:46.317	1:46.228	1:46.622
153	Korey McMAHON (NSW)	10	1:47.161	1:46.323	1:45.198	1:45.269	1:47.073	<b>1:44.289</b>				
		10	1:55.531	1:42.332	1:42.018	<b>1:41.516</b>	1:42.647	1:43.291	1:42.889	1:42.411	1:43.449	1:43.207
188	Tomas RAVENHORST (VIC)	10	1:43.069	1:43.058	1:43.399	1:42.817	1:42.417	1:43.579	1:41.927			
		10	2:00.128	1:46.468	1:43.650	1:43.765	1:43.686	1:43.207	1:43.241	<b>1:42.862</b>	1:42.908	1:53.509
196	Wilson GREINER-DAISH (VIC)	10	1:45.277	1:45.716	1:44.313	1:43.229	1:44.636	1:45.578	1:46.855			
		10	2:12.474	1:48.912	1:50.795	1:49.781	1:49.005	1:51.115	1:48.980	1:48.029	1:53.306	1:51.744
199	Nathan CRAWFORD (QLD)	10	1:49.495	1:49.763	1:48.955	1:48.792	<b>1:47.560</b>	1:49.446				
		10	1:50.210	1:40.214	1:40.170	1:39.480	1:39.232	1:39.052	1:39.249	1:40.950	1:40.167	1:40.038
233	Oliver MARCHAND (NSW)	10	1:39.612	1:39.514	1:39.369	<b>1:38.890</b>	1:39.794	1:41.492	1:42.172			
		10	1:58.854	1:46.980	2:09.981	1:49.127	3:28.063	<b>1:46.513</b>	1:47.775	1:48.203	1:49.972	1:51.180
241	Tyler DARBY (NSW)	10	1:50.669	1:51.036	1:51.058	1:50.235	1:49.937					
		10	2:10.275	1:47.341	1:47.604	1:47.796	1:46.414	1:46.623	<b>1:46.185</b>	1:48.541	1:47.301	1:48.270
427	Tye JONES (QLD)	10	1:48.159	1:51.727	1:49.770	1:48.786	1:49.865	1:49.780				
		10	2:01.712	1:46.054	1:45.652	1:52.584	<b>1:43.869</b>	1:44.589	1:47.091	1:45.533	1:48.132	1:46.139
754	Jayce COSFORD (QLD)	10	1:45.732	1:50.525	1:53.235	1:52.257	1:47.613	1:50.908				
		10	1:56.361	1:42.589	1:42.659	1:41.906	1:41.382	1:41.650	<b>1:40.274</b>	1:41.071	1:41.645	1:41.504
772	Josh MANGIAPANE (NSW)	10	1:42.438	1:41.574	1:42.783	1:41.598	1:41.481	1:42.135	1:41.198			
		10	2:09.039	1:51.658	1:52.611	1:51.243	1:51.734	1:50.420	<b>1:49.637</b>	1:50.912	1:53.286	1:49.740
		10	1:49.781	1:51.728	1:50.954	1:53.404	1:54.141	1:56.338				

Chief Timekeeper - Scott Laing

Race Director - Mark Hancock



[www.computime.com.au](http://www.computime.com.au)  
COMPUTIME RACE TIMING SYSTEMS PTY LTD



# Round 2 Canberra - ACT 2 May 2021



PIRELLI MX2  
Moto 2


Date: 02/05/21  
Event: R06  
Weather: Partly cloudy - Temp: 20.3C  
Track: Good

Started at: 13:53:04  
Laps: 25 Min + 1 Lap  
Starters: 40  
Printed at: 14:27

## PROVISIONAL LAP TIMES

No	Name	Lap 11	Lap 12	Lap 13	Lap 14	Lap 15	Lap 16	Lap 17
----	------	--------	--------	--------	--------	--------	--------	--------

The results are provisional until the end of the time limit for protests and appeals.

  
.....  
Chief Timekeeper - Scott Laing

  
.....  
Race Director - Mark Hancock



[www.computime.com.au](http://www.computime.com.au)  
COMPUTIME RACE TIMING SYSTEMS PTY LTD





# Round 2 Canberra - ACT 2 May 2021



## PIRELLI MX2 Moto 2

Date: 02/05/21  
Event: R06  
Weather: Partly cloudy - Temp: 20.3C  
Track: Good

Started at: 13:53:04  
Laps: 25 Min + 1 Lap  
Starters: 40  
Printed at: 14:27

### PROVISIONAL SPLIT TIMES

Lap	Split 1	Split 2	Split 3	Lap Time	Lap	Split 1	Split 2	Split 3	Lap Time
<b>2 Zachary WATSON (QLD) (DNF)</b>					1	43.765	22.613	45.655	1:52.033
1	53.985	25.296	49.624	2:08.905	2	31.804	22.856	46.511	1:41.171
2	35.052	24.279	50.501	1:49.832	3	<b>31.675</b>	<b>22.468</b>	46.183	1:40.326
3	34.660	24.262	48.651	1:47.573	4	32.321	22.596	45.727	1:40.644
4	34.918	<b>23.863</b>	48.641	1:47.422	5	31.906	22.715	45.486	1:40.107
5	34.980	23.942	<b>48.142</b>	<b>1:47.064</b>	6	31.767	22.569	45.163	<b>1:39.499</b>
6	34.611	23.895	49.112	1:47.618	7	32.219	23.107	<b>45.072</b>	1:40.398
7	34.782	23.948	48.559	1:47.289	8	31.850	22.774	45.255	1:39.879
8	34.556	23.910	48.838	1:47.304	9	31.840	22.684	46.067	1:40.591
9	<b>34.434</b>	24.113	48.991	1:47.538	10	32.298	22.763	45.689	1:40.750
10	34.459	24.331	48.659	1:47.449	11	32.374	22.608	45.548	1:40.530
11	35.087	25.743	51.016	1:51.846	12	32.564	22.829	45.635	1:41.028
12	36.307	24.525	54.108	1:54.940	13	32.345	22.720	45.447	1:40.512
13	44.526	34.236	1:04.456	2:23.218	14	32.499	22.900	46.587	1:41.986
					15	32.591	22.835	46.044	1:41.470
					16	32.454	23.007	45.432	1:40.893
<b>4 Ricky LATIMER (QLD) (13th)</b>					17	32.469	22.882	46.771	1:42.122
1	51.139	24.499	48.997	2:04.635	<b>7 James DAVISON (NSW) (34th)</b>				
2	33.997	23.805	48.532	1:46.334	1	53.331	25.548	53.597	2:12.476
3	33.809	23.531	47.497	1:44.837	2	36.839	25.350	52.071	1:54.260
4	33.839	23.714	46.882	1:44.435	3	36.468	24.399	53.035	1:53.902
5	33.466	23.649	46.567	1:43.682	4	35.498	24.761	51.933	1:52.192
6	33.283	23.634	47.496	1:44.413	5	35.751	24.557	<b>50.966</b>	<b>1:51.274</b>
7	33.614	23.595	47.264	1:44.473	6	<b>35.206</b>	24.532	1:01.032	2:00.770
8	33.777	<b>23.492</b>	47.575	1:44.844	7	40.768	25.824	51.075	1:57.667
9	<b>32.909</b>	23.717	<b>46.544</b>	<b>1:43.170</b>	8	35.858	24.849	51.237	1:51.944
10	33.771	24.088	46.849	1:44.708	9	36.614	24.507	51.676	1:52.797
11	33.587	23.676	47.157	1:44.420	10	36.311	24.646	51.703	1:52.660
12	34.333	24.117	46.738	1:45.188	11	36.121	26.047	53.746	1:55.914
13	33.589	23.989	47.521	1:45.099	12	36.105	25.028	51.664	1:52.797
14	33.895	24.005	47.052	1:44.952	13	35.971	<b>24.220</b>	52.285	1:52.476
15	33.777	24.341	48.516	1:46.634	14	35.238	24.919	51.927	1:52.084
16	35.062	24.773	50.975	1:50.810	15	36.101	25.216	52.945	1:54.262
<b>5 Alex LARWOOD (SA) (DNF)</b>					<b>9 Jesse BISHOP (QLD) (25th)</b>				
1	45.901	<b>22.036</b>	45.872	1:53.809	1	53.420	24.464	50.529	2:08.413
2	32.251	22.510	45.950	1:40.711	2	34.982	24.474	50.529	1:49.985
3	32.027	22.279	46.431	1:40.737	3	36.628	24.622	49.579	1:50.829
4	<b>31.603</b>	22.430	46.152	1:40.185	4	35.100	24.449	49.082	1:48.631
5	31.766	22.087	<b>45.767</b>	<b>1:39.620</b>	5	34.624	24.987	49.834	1:49.445
<b>6 Jay WILSON (QLD) (6th)</b>									

*Scott Laing*  
Chief Timekeeper - Scott Laing

*Mark Hancock*  
Race Director - Mark Hancock





# Round 2 Canberra - ACT 2 May 2021



## PIRELLI MX2

### Moto 2

Date: 02/05/21  
Event: R06  
Weather: Partly cloudy - Temp: 20.3C  
Track: Good

Started at: 13:53:04  
Laps: 25 Min + 1 Lap  
Starters: 40  
Printed at: 14:27

### PROVISIONAL SPLIT TIMES

Lap	Split 1	Split 2	Split 3	Lap Time	Lap	Split 1	Split 2	Split 3	Lap Time
6	34.537	24.310	50.265	1:49.112	12	32.143	22.678	44.921	1:39.742
7	34.882	<b>24.288</b>	49.249	1:48.419	13	31.643	22.600	45.328	<b>1:39.571</b>
8	<b>34.367</b>	24.350	<b>48.620</b>	<b>1:47.337</b>	14	<b>31.529</b>	22.953	45.105	1:39.587
9	34.739	24.902	49.050	1:48.691	15	32.186	22.957	44.988	1:40.131
10	36.342	24.554	50.748	1:51.644	16	31.918	23.131	<b>44.789</b>	1:39.838
11	34.639	26.438	48.937	1:50.014	17	32.116	22.734	46.475	1:41.325
12	34.855	25.062	50.725	1:50.642	<b>16 Kaleb BARHAM (QLD) (23th)</b>				
13	35.145	24.837	49.606	1:49.588	1	1:01.170	24.634	49.242	2:15.046
14	35.412	25.249	48.784	1:49.445	2	34.371	24.138	48.680	1:47.189
15	35.179	25.206	49.365	1:49.750	3	36.656	24.848	48.906	1:50.410
16	34.920	24.638	48.967	1:48.525	4	34.218	24.487	48.013	1:46.718
<b>10 Brandon STEEL (NSW) (33th)</b>					5	33.873	24.628	<b>47.906</b>	<b>1:46.407</b>
1	55.181	25.666	52.570	2:13.417	6	<b>32.956</b>	24.543	49.276	1:46.775
2	36.343	25.754	52.424	1:54.521	7	35.519	24.437	49.324	1:49.280
3	35.789	25.290	<b>50.096</b>	1:51.175	8	34.087	<b>23.807</b>	49.418	1:47.312
4	36.158	25.064	51.588	1:52.810	9	34.107	24.351	49.133	1:47.591
5	35.949	24.810	50.651	1:51.410	10	34.727	23.942	48.615	1:47.284
6	<b>35.044</b>	<b>24.564</b>	50.503	<b>1:50.111</b>	11	34.384	24.824	49.618	1:48.826
7	35.469	25.008	52.189	1:52.666	12	34.699	25.004	50.021	1:49.724
8	37.349	25.014	53.336	1:55.699	13	35.008	24.935	49.544	1:49.487
9	37.059	26.757	51.791	1:55.607	14	35.376	25.062	50.359	1:50.797
10	38.496	25.346	51.618	1:55.460	15	35.725	24.683	48.873	1:49.281
11	36.447	25.448	52.862	1:54.757	16	34.470	24.497	51.319	1:50.286
12	37.423	25.961	54.381	1:57.765	<b>21 Shane MASON (VIC) (36th)</b>				
13	37.068	25.193	50.816	1:53.077	1	54.244	27.980	54.859	2:17.083
14	36.403	24.976	50.994	1:52.373	2	36.605	25.237	52.060	1:53.902
15	36.318	24.954	52.941	1:54.213	3	36.886	<b>24.803</b>	52.098	1:53.787
<b>14 Jesse DOBSON (QLD) (5th)</b>					4	36.424	26.251	51.352	1:54.027
1	46.934	23.101	47.371	1:57.406	5	36.026	25.177	<b>50.943</b>	<b>1:52.146</b>
2	32.506	22.456	46.199	1:41.161	6	36.014	25.153	53.745	1:54.912
3	32.185	22.644	45.599	1:40.428	7	38.922	26.968	52.993	1:58.883
4	31.774	22.777	46.123	1:40.674	8	36.941	25.274	53.660	1:55.875
5	32.160	22.948	44.936	1:40.044	9	<b>35.403</b>	25.268	52.004	1:52.675
6	31.773	<b>22.375</b>	45.473	1:39.621	10	35.801	25.769	56.880	1:58.450
7	31.675	22.643	45.743	1:40.061	11	36.124	29.134	54.167	1:59.425
8	32.268	22.645	45.996	1:40.909	12	37.449	28.720	56.900	2:03.069
9	31.813	22.493	45.977	1:40.283	13	40.291	25.905	51.921	1:58.117
10	31.904	23.204	45.374	1:40.482	14	38.151	26.253	52.322	1:56.726
11	31.900	22.866	45.343	1:40.109	15	36.765	30.889	57.858	2:05.512

*Scott Laing*

Chief Timekeeper - Scott Laing

*Mark Hancock*

Race Director - Mark Hancock





# Round 2 Canberra - ACT 2 May 2021



## PIRELLI MX2 Moto 2

Date: 02/05/21  
Event: R06  
Weather: Partly cloudy - Temp: 20.3C  
Track: Good

Started at: 13:53:04  
Laps: 25 Min + 1 Lap  
Starters: 40  
Printed at: 14:27

### PROVISIONAL SPLIT TIMES

Lap	Split 1	Split 2	Split 3	Lap Time	Lap	Split 1	Split 2	Split 3	Lap Time
<b>22 Rhys BUDD (NSW) (4th)</b>					4	33.418	23.153	<b>46.759</b>	<b>1:43.330</b>
1	42.524	23.087	46.976	1:52.587	5	33.633	24.049	47.392	1:45.074
2	32.188	22.917	45.743	1:40.848	6	32.770	23.722	47.465	1:43.957
3	32.390	22.930	45.661	1:40.981	7	33.278	24.128	47.389	1:44.795
4	31.700	<b>22.621</b>	45.845	1:40.166	8	33.597	24.028	47.797	1:45.422
5	31.765	22.859	46.286	1:40.910	9	34.165	24.166	47.861	1:46.192
6	32.035	22.666	45.490	1:40.191	10	33.497	24.295	48.180	1:45.972
7	31.757	22.689	45.501	1:39.947	11	33.544	24.072	47.585	1:45.201
8	31.968	23.049	<b>44.927</b>	1:39.944	12	<b>32.757</b>	23.970	48.322	1:45.049
9	32.191	23.060	45.429	1:40.680	13	33.674	24.703	49.537	1:47.914
10	32.032	23.076	45.560	1:40.668	14	36.515	24.452	48.407	1:49.374
11	32.329	22.812	45.254	1:40.395	15	34.695	24.318	48.194	1:47.207
12	32.259	23.067	44.959	1:40.285	16	36.219	25.561	49.201	1:50.981
13	33.293	23.096	44.940	1:41.329	<b>29 Noah FERGUSON (QLD) (3rd)</b>				
14	32.027	22.788	45.380	1:40.195	1	40.400	22.799	45.406	1:48.605
15	<b>31.571</b>	22.624	45.418	<b>1:39.613</b>	2	31.802	22.773	45.366	1:39.941
16	31.823	22.915	45.378	1:40.116	3	31.380	22.507	45.520	1:39.407
17	31.654	23.162	46.212	1:41.028	4	31.566	22.941	45.556	1:40.063
<b>23 George KNIGHT (VIC) (27th)</b>					5	31.258	22.840	45.404	1:39.502
1	59.592	25.176	50.698	2:15.466	6	<b>31.247</b>	22.471	45.839	1:39.557
2	35.323	25.635	50.077	1:51.035	7	31.308	<b>22.469</b>	45.789	1:39.566
3	34.603	23.865	51.196	1:49.664	8	31.805	22.541	45.651	1:39.997
4	35.018	23.856	50.988	1:49.862	9	32.230	22.536	46.141	1:40.907
5	34.444	23.696	49.377	1:47.517	10	32.462	23.564	45.962	1:41.988
6	36.775	23.666	50.526	1:50.967	11	31.965	22.913	45.377	1:40.255
7	35.297	<b>23.594</b>	49.605	1:48.496	12	31.913	24.168	45.180	1:41.261
8	34.852	24.133	50.084	1:49.069	13	31.280	22.570	<b>44.465</b>	<b>1:38.315</b>
9	38.075	25.416	49.165	1:52.656	14	32.226	22.817	46.973	1:42.016
10	37.308	25.069	49.942	1:52.319	15	34.020	23.204	45.828	1:43.052
11	36.068	24.287	51.921	1:52.276	16	32.611	23.323	45.182	1:41.116
12	35.243	24.238	48.997	1:48.478	17	32.660	23.996	46.439	1:43.095
13	35.749	24.477	48.581	1:48.807	<b>32 Liam ANDREWS (VIC) (17th)</b>				
14	<b>34.140</b>	24.137	<b>48.503</b>	1:46.780	1	46.004	24.943	48.526	1:59.473
15	35.001	24.211	49.329	1:48.541	2	33.631	22.781	47.352	1:43.764
16	34.213	23.967	48.518	<b>1:46.698</b>	3	33.588	<b>22.206</b>	<b>47.228</b>	<b>1:43.022</b>
<b>24 Chandler BURNS (VIC) (16th)</b>					4	33.261	23.180	47.363	1:43.804
1	45.644	24.090	48.641	1:58.375	5	34.174	23.600	47.365	1:45.139
2	33.039	<b>22.909</b>	48.037	1:43.985	6	<b>33.188</b>	23.611	47.586	1:44.385
3	34.056	23.625	47.877	1:45.558	7	33.580	23.280	47.284	1:44.144

*Scott Laing*

Chief Timekeeper - Scott Laing

*Mark Hancock*

Race Director - Mark Hancock







# Round 2 Canberra - ACT 2 May 2021



## PIRELLI MX2 Moto 2

Date: 02/05/21  
Event: R06  
Weather: Partly cloudy - Temp: 20.3C  
Track: Good

Started at: 13:53:04  
Laps: 25 Min + 1 Lap  
Starters: 40  
Printed at: 14:27

### PROVISIONAL SPLIT TIMES

Lap	Split 1	Split 2	Split 3	Lap Time	Lap	Split 1	Split 2	Split 3	Lap Time
8	34.226	24.130	47.812	1:46.168	13	37.317	24.741	54.611	1:56.669
9	34.405	23.680	47.846	1:45.931	14	38.968	28.005	53.271	2:00.244
10	33.917	23.523	47.613	1:45.053	15	36.519	24.842	53.024	1:54.385
11	34.665	24.164	47.870	1:46.699					
12	35.974	24.588	50.201	1:50.763					
13	34.721	24.216	48.773	1:47.710	<b>43 Mackenzie O'BREE (VIC) (19th)</b>				
14	34.325	24.413	48.593	1:47.331	1	47.472	24.996	48.749	2:01.217
15	35.199	23.972	51.034	1:50.205	2	<b>33.595</b>	23.720	54.129	1:51.444
16	34.503	24.176	50.734	1:49.413	3	33.749	<b>23.557</b>	49.048	1:46.354
					4	33.948	23.782	<b>47.817</b>	<b>1:45.547</b>
					5	33.656	23.833	48.428	1:45.917
					6	34.199	23.655	48.458	1:46.312
<b>34 Levi ROGERS (QLD) (14th)</b>					7	34.190	23.690	48.942	1:46.822
1	1:28.415	22.695	<b>46.019</b>	2:37.129	8	34.244	23.867	48.538	1:46.649
2	32.906	22.710	46.138	1:41.754	9	35.081	23.702	48.503	1:47.286
3	32.321	22.684	47.173	1:42.178	10	34.180	23.580	51.564	1:49.324
4	32.949	23.098	46.427	1:42.474	11	34.461	23.729	48.813	1:47.003
5	33.196	22.867	47.556	1:43.619	12	34.298	24.004	49.350	1:47.652
6	32.194	<b>22.467</b>	54.548	1:49.209	13	35.198	24.507	49.087	1:48.792
7	<b>31.999</b>	22.964	47.113	1:42.076	14	34.050	24.366	49.416	1:47.832
8	33.401	23.187	46.914	1:43.502	15	35.421	23.969	48.790	1:48.180
9	32.587	22.647	46.405	<b>1:41.639</b>	16	34.313	24.268	50.160	1:48.741
10	32.397	22.879	47.150	1:42.426					
11	32.240	23.327	46.878	1:42.445	<b>46 Hugh McKAY (TAS) (11th)</b>				
12	32.478	23.198	46.817	1:42.493	1	47.950	23.884	49.110	2:00.944
13	32.772	23.294	46.441	1:42.507	2	35.631	23.948	48.785	1:48.364
14	32.313	23.381	47.074	1:42.768	3	34.071	23.714	47.557	1:45.342
15	33.262	23.570	47.311	1:44.143	4	33.410	<b>23.170</b>	47.689	1:44.269
16	33.222	23.224	46.434	1:42.880	5	33.106	23.588	47.030	1:43.724
					6	33.317	23.591	47.364	1:44.272
<b>35 Aaron MASON (VIC) (32th)</b>					7	33.550	23.310	47.784	1:44.644
1	54.596	24.563	51.488	2:10.647	8	<b>32.310</b>	23.189	46.623	<b>1:42.122</b>
2	35.545	<b>23.795</b>	50.138	1:49.478	9	32.486	23.359	47.472	1:43.317
3	35.665	24.304	49.806	1:49.775	10	34.251	23.593	<b>46.412</b>	1:44.256
4	<b>35.196</b>	24.303	<b>49.723</b>	<b>1:49.222</b>	11	32.738	23.461	47.380	1:43.579
5	36.037	24.011	51.390	1:51.438	12	32.431	23.602	46.521	1:42.554
6	35.937	24.603	52.814	1:53.354	13	32.410	32.451	47.205	1:52.066
7	35.436	24.546	51.478	1:51.460	14	32.397	23.893	47.455	1:43.745
8	36.664	24.879	54.632	1:56.175	15	32.881	24.026	48.292	1:45.199
9	39.902	24.880	51.305	1:56.087	16	33.408	23.871	47.627	1:44.906
10	37.675	24.582	52.407	1:54.664	17	32.944	23.279	46.811	1:43.034
11	37.733	25.330	52.595	1:55.658					
12	36.934	25.416	51.797	1:54.147					

*Scott Laing*

Chief Timekeeper - Scott Laing

*Mark Hancock*

Race Director - Mark Hancock





# Round 2 Canberra - ACT 2 May 2021



## PIRELLI MX2 Moto 2

Date: 02/05/21  
Event: R06  
Weather: Partly cloudy - Temp: 20.3C  
Track: Good

Started at: 13:53:04  
Laps: 25 Min + 1 Lap  
Starters: 40  
Printed at: 14:27

### PROVISIONAL SPLIT TIMES

Lap	Split 1	Split 2	Split 3	Lap Time	Lap	Split 1	Split 2	Split 3	Lap Time
<b>47 Brock NINNESS (NSW) (18th)</b>					5	34.131	24.130	48.618	1:46.879
1	47.172	23.329	49.868	2:00.369	6	34.987	24.475	53.638	1:53.100
2	33.905	23.406	49.239	1:46.550	7	36.051	24.905	50.339	1:51.295
3	34.265	23.658	48.319	1:46.242	8	36.528	25.074	49.668	1:51.270
4	34.891	24.119	49.163	1:48.173	9	34.568	24.180	<b>48.570</b>	1:47.318
5	34.384	23.696	49.442	1:47.522	10	34.737	25.574	51.055	1:51.366
6	33.745	23.443	48.184	1:45.372	11	42.091	24.118	52.089	1:58.298
7	33.828	23.566	47.991	1:45.385	12	54.607	27.483	4:21.014	5:43.104
8	34.015	23.541	48.163	1:45.719	<b>52 Jack O'CALLAGHAN (NSW) (28th)</b>				
9	33.744	23.506	48.315	1:45.565	1	53.331	24.812	51.591	2:09.734
10	33.936	23.493	48.213	1:45.642	2	35.379	<b>23.458</b>	51.088	1:49.925
11	35.000	23.617	48.479	1:47.096	3	34.738	23.862	49.857	1:48.457
12	34.146	23.478	<b>47.648</b>	<b>1:45.272</b>	4	34.501	25.019	49.294	1:48.814
13	<b>33.418</b>	<b>23.214</b>	48.866	1:45.498	5	34.842	25.133	51.584	1:51.559
14	34.320	24.332	49.747	1:48.399	6	34.758	24.569	50.493	1:49.820
15	34.709	23.932	49.721	1:48.362	7	34.620	24.470	50.163	1:49.253
16	33.961	24.082	48.428	1:46.471	8	<b>34.295</b>	23.983	49.555	<b>1:47.833</b>
<b>49 Caleb GOULLET (VIC) (24th)</b>					9	34.722	24.473	50.550	1:49.745
1	49.609	24.915	51.067	2:05.591	10	34.667	26.410	53.377	1:54.454
2	35.442	24.676	50.157	1:50.275	11	35.559	24.390	49.391	1:49.340
3	34.913	24.624	50.249	1:49.786	12	42.141	24.047	49.029	1:55.217
4	34.532	24.927	50.957	1:50.416	13	34.774	24.287	49.769	1:48.830
5	35.087	25.435	49.608	1:50.130	14	34.468	25.013	49.329	1:48.810
6	35.355	24.935	50.643	1:50.933	15	35.459	24.160	<b>48.619</b>	1:48.238
7	34.830	24.301	50.108	1:49.239	16	34.481	24.386	51.039	1:49.906
8	34.571	24.435	49.554	1:48.560	<b>60 Royce ANELL (VIC) (30th)</b>				
9	34.583	24.183	50.532	1:49.298	1	52.432	24.579	50.814	2:07.825
10	34.393	24.637	50.546	1:49.576	2	35.204	24.409	49.943	1:49.556
11	35.279	24.739	49.832	1:49.850	3	42.303	24.842	51.189	1:58.334
12	34.787	24.451	49.448	1:48.686	4	36.692	25.100	50.490	1:52.282
13	34.614	24.348	49.314	1:48.276	5	35.389	24.637	49.695	1:49.721
14	34.929	24.390	50.157	1:49.476	6	36.118	24.622	51.076	1:51.816
15	<b>34.108</b>	24.244	49.280	<b>1:47.632</b>	7	35.547	<b>24.183</b>	<b>49.338</b>	<b>1:49.068</b>
16	36.178	<b>23.958</b>	<b>48.477</b>	1:48.613	8	<b>34.662</b>	24.783	52.093	1:51.538
<b>51 Jack KITCHEN (QLD) (DNF)</b>					9	35.778	26.023	49.977	1:51.778
1	49.116	25.258	50.322	2:04.696	10	35.118	24.624	59.753	1:59.495
2	35.078	24.013	50.359	1:49.450	11	36.378	24.914	50.083	1:51.375
3	<b>33.511</b>	23.933	49.336	<b>1:46.780</b>	12	35.477	24.885	50.455	1:50.817
4	34.189	<b>23.912</b>	49.104	1:47.205	13	35.404	24.942	50.711	1:51.057

*Scott Laing*

Chief Timekeeper - Scott Laing

*Mark Hancock*

Race Director - Mark Hancock





# Round 2 Canberra - ACT 2 May 2021



## PIRELLI MX2 Moto 2

Date: 02/05/21  
Event: R06  
Weather: Partly cloudy - Temp: 20.3C  
Track: Good

Started at: 13:53:04  
Laps: 25 Min + 1 Lap  
Starters: 40  
Printed at: 14:27

### PROVISIONAL SPLIT TIMES

Lap	Split 1	Split 2	Split 3	Lap Time	Lap	Split 1	Split 2	Split 3	Lap Time
14	35.702	24.629	51.781	1:52.112	<b>65 Connor WHITNEY (NSW) (31th)</b>				
15	36.586	24.988	51.182	1:52.756	1	50.201	24.697	51.805	2:06.703
16	35.378	24.974	51.185	1:51.537	2	35.578	24.374	50.216	1:50.168
<b>61 Ethan ASHMORE (VIC) (22th)</b>					3	54.253	25.027	50.217	2:09.497
1	48.934	24.496	49.290	2:02.720	4	35.605	24.489	49.495	1:49.589
2	34.553	24.039	48.458	1:47.050	5	<b>35.368</b>	<b>23.766</b>	49.703	<b>1:48.837</b>
3	34.808	24.211	48.414	1:47.433	6	35.377	24.657	<b>49.440</b>	1:49.474
4	<b>33.337</b>	42.407	49.344	2:05.088	7	35.401	24.225	50.048	1:49.674
5	34.507	24.582	48.479	1:47.568	8	35.475	25.443	52.154	1:53.072
6	34.545	24.641	49.912	1:49.098	9	35.393	25.158	50.822	1:51.373
7	34.417	23.941	48.569	1:46.927	10	35.597	24.770	50.589	1:50.956
8	33.682	24.454	<b>48.208</b>	<b>1:46.344</b>	11	37.245	24.495	49.910	1:51.650
9	34.471	<b>23.779</b>	48.394	1:46.644	12	36.998	25.582	51.385	1:53.965
10	33.750	23.859	49.625	1:47.234	13	35.416	24.733	50.221	1:50.370
11	36.813	24.652	48.242	1:49.707	14	36.263	24.505	53.794	1:54.562
12	34.097	24.698	50.443	1:49.238	15	35.578	25.191	51.579	1:52.348
13	36.014	24.359	49.779	1:50.152	<b>84 Jordan HOLT (VIC) (37th)</b>				
14	34.933	24.588	49.819	1:49.340	1	55.700	26.446	52.280	2:14.426
15	35.570	24.359	48.908	1:48.837	2	37.408	25.943	51.675	1:55.026
16	34.171	24.139	49.597	1:47.907	3	<b>36.490</b>	25.025	52.458	1:53.973
<b>64 Dylan WILLS (NSW) (10th)</b>					4	36.508	25.039	<b>51.021</b>	<b>1:52.568</b>
1	1:05.906	24.411	47.488	2:17.805	5	37.305	<b>24.916</b>	1:07.678	2:09.899
2	34.250	24.039	48.031	1:46.320	6	37.981	25.612	52.684	1:56.277
3	34.284	23.613	47.338	1:45.235	7	37.264	26.733	51.295	1:55.292
4	33.203	24.088	48.008	1:45.299	8	37.250	25.494	52.207	1:54.951
5	32.569	23.445	47.774	1:43.788	9	41.529	26.420	53.208	2:01.157
6	33.058	23.500	47.710	1:44.268	10	39.188	25.279	54.018	1:58.485
7	32.806	23.738	48.229	1:44.773	11	38.040	25.634	55.361	1:59.035
8	32.899	23.503	47.309	1:43.711	12	36.985	31.673	53.113	2:01.771
9	32.869	23.376	46.988	1:43.233	13	37.844	25.964	51.257	1:55.065
10	32.109	22.901	46.574	1:41.584	14	36.725	25.798	53.114	1:55.637
11	32.091	23.361	46.804	1:42.256	15	36.812	25.290	51.186	1:53.288
12	32.072	23.045	47.413	1:42.530	<b>96 Kyle WEBSTER (VIC) (1st)</b>				
13	32.135	<b>22.684</b>	46.641	1:41.460	1	40.747	22.248	44.954	1:47.949
14	33.228	23.085	46.941	1:43.254	2	31.525	22.067	45.633	1:39.225
15	<b>31.747</b>	23.171	<b>45.631</b>	<b>1:40.549</b>	3	31.585	22.265	46.159	1:40.009
16	32.005	23.164	47.213	1:42.382	4	31.275	<b>21.992</b>	45.744	1:39.011
17	32.537	23.648	49.942	1:46.127	5	<b>31.089</b>	22.513	45.106	1:38.708
					6	31.933	22.065	45.628	1:39.626

*Scott Laing*

Chief Timekeeper - Scott Laing

*Mark Hancock*

Race Director - Mark Hancock





# Round 2 Canberra - ACT 2 May 2021



## PIRELLI MX2 Moto 2

Date: 02/05/21  
Event: R06  
Weather: Partly cloudy - Temp: 20.3C  
Track: Good

Started at: 13:53:04  
Laps: 25 Min + 1 Lap  
Starters: 40  
Printed at: 14:27

### PROVISIONAL SPLIT TIMES

Lap	Split 1	Split 2	Split 3	Lap Time	Lap	Split 1	Split 2	Split 3	Lap Time
7	31.589	22.341	45.788	1:39.718	10	34.124	24.680	47.818	1:46.622
8	31.262	22.337	46.075	1:39.674	11	33.895	24.576	48.690	1:47.161
9	31.387	22.459	45.961	1:39.807	12	33.982	24.336	48.005	1:46.323
10	31.338	22.237	45.992	1:39.567	13	33.357	24.069	47.772	1:45.198
11	31.977	22.504	45.468	1:39.949	14	33.417	24.102	47.750	1:45.269
12	31.324	22.787	45.380	1:39.491	15	33.926	24.384	48.763	1:47.073
13	31.215	22.299	45.922	1:39.436	16	<b>32.856</b>	<b>23.874</b>	47.559	<b>1:44.289</b>
14	31.540	22.243	44.777	<b>1:38.560</b>	<b>153 Korey McMAHON (NSW) (8th)</b>				
15	31.806	22.273	<b>44.663</b>	1:38.742	1	44.929	23.348	47.254	1:55.531
16	32.130	22.865	45.765	1:40.760	2	32.243	23.511	46.578	1:42.332
17	31.720	22.685	46.693	1:41.098	3	32.021	23.180	46.817	1:42.018
<b>100 Jy ROBERTS (NSW) (9th)</b>					4	32.014	23.506	<b>45.996</b>	<b>1:41.516</b>
1	42.361	22.904	46.236	1:51.501	5	32.037	23.608	47.002	1:42.647
2	32.205	<b>22.544</b>	46.411	<b>1:41.160</b>	6	32.434	23.407	47.450	1:43.291
3	32.292	23.124	48.277	1:43.693	7	32.546	23.437	46.906	1:42.889
4	32.746	23.177	46.985	1:42.908	8	32.251	23.866	46.294	1:42.411
5	<b>32.165</b>	22.972	46.902	1:42.039	9	32.729	23.200	47.520	1:43.449
6	33.120	22.935	47.071	1:43.126	10	32.766	23.365	47.076	1:43.207
7	32.982	23.379	46.569	1:42.930	11	32.749	23.191	47.129	1:43.069
8	32.988	23.764	47.422	1:44.174	12	33.255	<b>23.150</b>	46.653	1:43.058
9	32.601	23.491	47.579	1:43.671	13	32.698	23.842	46.859	1:43.399
10	33.060	23.352	47.086	1:43.498	14	32.418	23.583	46.816	1:42.817
11	32.874	23.133	47.333	1:43.340	15	32.185	23.637	46.595	1:42.417
12	33.015	23.491	47.202	1:43.708	16	32.412	23.769	47.398	1:43.579
13	33.616	23.849	47.013	1:44.478	17	<b>31.849</b>	23.420	46.658	1:41.927
14	32.942	23.802	47.185	1:43.929	<b>188 Tomas RAVENHORST (VIC) (12th)</b>				
15	33.521	23.016	<b>45.551</b>	1:42.088	1	48.088	23.864	48.176	2:00.128
16	32.478	23.203	46.544	1:42.225	2	33.791	23.814	48.863	1:46.468
17	32.445	22.926	49.087	1:44.458	3	33.466	23.212	46.972	1:43.650
<b>149 Isaac FERGUSON (QLD) (15th)</b>					4	33.177	23.628	46.960	1:43.765
1	43.870	23.958	47.983	1:55.811	5	33.616	<b>23.110</b>	46.960	1:43.686
2	33.762	24.434	48.030	1:46.226	6	33.001	23.616	46.590	1:43.207
3	33.190	24.178	47.801	1:45.169	7	33.305	23.273	46.663	1:43.241
4	33.435	24.578	47.692	1:45.705	8	33.045	23.333	46.484	<b>1:42.862</b>
5	33.849	24.612	48.756	1:47.217	9	33.018	23.549	<b>46.341</b>	1:42.908
6	33.731	24.516	<b>47.311</b>	1:45.558	10	41.885	24.329	47.295	1:53.509
7	33.711	23.994	47.728	1:45.433	11	33.756	23.553	47.968	1:45.277
8	33.850	24.718	47.749	1:46.317	12	33.766	23.555	48.395	1:45.716
9	33.323	24.693	48.212	1:46.228	13	<b>32.978</b>	24.085	47.250	1:44.313

*Scott Laing*

Chief Timekeeper - Scott Laing

*Mark Hancock*

Race Director - Mark Hancock





# Round 2 Canberra - ACT 2 May 2021



## PIRELLI MX2

### Moto 2

Date: 02/05/21  
Event: R06  
Weather: Partly cloudy - Temp: 20.3C  
Track: Good

Started at: 13:53:04  
Laps: 25 Min + 1 Lap  
Starters: 40  
Printed at: 14:27

### PROVISIONAL SPLIT TIMES

Lap	Split 1	Split 2	Split 3	Lap Time	Lap	Split 1	Split 2	Split 3	Lap Time
<b>196 Wilson GREINER-DAISH (VIC) (26th)</b>					<b>233 Oliver MARCHAND (NSW) (35th)</b>				
14	33.003	23.627	46.599	1:43.229	1	45.068	24.078	49.708	1:58.854
15	33.224	24.100	47.312	1:44.636	2	<b>33.719</b>	24.369	<b>48.892</b>	1:46.980
16	33.818	23.698	48.062	1:45.578	3	34.311	24.261	1:11.409	2:09.981
17	33.835	23.862	49.158	1:46.855	4	34.073	24.459	50.595	1:49.127
1	57.530	25.051	49.893	2:12.474	5	33.861	24.672	2:29.530	3:28.063
2	34.696	24.154	50.062	1:48.912	6	33.845	<b>23.379</b>	49.289	<b>1:46.513</b>
3	36.077	24.687	50.031	1:50.795	7	34.137	24.045	49.593	1:47.775
4	35.416	24.671	49.694	1:49.781	8	34.703	24.030	49.470	1:48.203
5	34.165	24.613	50.227	1:49.005	9	34.972	24.538	50.462	1:49.972
6	36.024	24.835	50.256	1:51.115	10	35.225	24.962	50.993	1:51.180
7	34.799	24.112	50.069	1:48.980	11	35.651	24.823	50.195	1:50.669
8	34.872	<b>23.911</b>	<b>49.246</b>	1:48.029	12	35.560	24.844	50.632	1:51.036
9	35.003	25.391	52.912	1:53.306	13	36.019	24.984	50.055	1:51.058
10	35.760	25.244	50.740	1:51.744	14	35.018	24.976	50.241	1:50.235
11	34.721	24.153	50.621	1:49.495	15	33.985	24.445	51.507	1:49.937
12	34.948	24.764	50.051	1:49.763	<b>241 Tyler DARBY (NSW) (21th)</b>				
13	34.199	24.693	50.063	1:48.955	1	56.198	25.237	48.840	2:10.275
14	34.555	24.371	49.866	1:48.792	2	35.199	23.708	48.434	1:47.341
15	<b>33.898</b>	24.343	49.319	<b>1:47.560</b>	3	35.760	<b>23.674</b>	<b>48.170</b>	1:47.604
16	34.749	24.595	50.102	1:49.446	4	33.812	24.523	49.461	1:47.796
1	41.780	22.460	45.970	1:50.210	5	34.346	23.723	48.345	1:46.414
2	32.114	22.297	45.803	1:40.214	6	33.960	24.398	48.265	1:46.623
3	31.697	22.375	46.098	1:40.170	7	33.584	24.236	48.365	<b>1:46.185</b>
4	31.777	22.324	45.379	1:39.480	8	35.334	24.390	48.817	1:48.541
5	31.883	22.394	44.955	1:39.232	9	34.773	24.190	48.338	1:47.301
6	<b>31.627</b>	22.214	45.211	1:39.052	10	33.869	24.462	49.939	1:48.270
7	31.936	<b>22.117</b>	45.196	1:39.249	11	<b>33.059</b>	24.155	50.945	1:48.159
8	33.252	22.797	44.901	1:40.950	12	38.531	24.514	48.682	1:51.727
9	32.039	22.344	45.784	1:40.167	13	37.465	24.011	48.294	1:49.770
10	32.042	22.479	45.517	1:40.038	14	34.831	24.715	49.240	1:48.786
11	32.008	22.361	45.243	1:39.612	15	35.080	24.432	50.353	1:49.865
12	32.546	22.180	<b>44.788</b>	1:39.514	16	34.917	25.002	49.861	1:49.780
13	32.160	22.230	44.979	1:39.369	<b>427 Tye JONES (QLD) (20th)</b>				
14	31.672	22.340	44.878	<b>1:38.890</b>	1	47.878	25.315	48.519	2:01.712
15	32.291	22.424	45.079	1:39.794	2	33.644	24.126	48.284	1:46.054
16	32.376	23.131	45.985	1:41.492	3	33.425	24.342	47.885	1:45.652
17	33.078	22.863	46.231	1:42.172	4	40.322	24.542	47.720	1:52.584
					5	33.310	24.204	<b>46.355</b>	<b>1:43.869</b>

*Scott Laing*

Chief Timekeeper - Scott Laing

*Mark Hancock*

Race Director - Mark Hancock





# Round 2 Canberra - ACT 2 May 2021



## PIRELLI MX2 Moto 2

Date: 02/05/21  
Event: R06  
Weather: Partly cloudy - Temp: 20.3C  
Track: Good

Started at: 13:53:04  
Laps: 25 Min + 1 Lap  
Starters: 40  
Printed at: 14:27

### PROVISIONAL SPLIT TIMES

Lap	Split 1	Split 2	Split 3	Lap Time	Lap	Split 1	Split 2	Split 3	Lap Time
6	<b>32.815</b>	24.336	47.438	1:44.589	13	33.411	<b>22.831</b>	46.541	1:42.783
7	34.903	24.493	47.695	1:47.091	14	31.974	23.447	46.177	1:41.598
8	33.452	24.064	48.017	1:45.533	15	31.853	23.070	46.558	1:41.481
9	34.591	24.363	49.178	1:48.132	16	31.767	23.676	46.692	1:42.135
10	34.027	24.567	47.545	1:46.139	17	31.836	23.224	46.138	1:41.198
11	33.562	24.485	47.685	1:45.732					
12	35.539	25.339	49.647	1:50.525					
13	35.613	25.366	52.256	1:53.235					
14	35.956	24.658	51.643	1:52.257					
15	34.834	<b>23.770</b>	49.009	1:47.613					
16	35.332	24.785	50.791	1:50.908					
<b>754 Jayce COSFORD (QLD) (7th)</b>					<b>772 Josh MANGIAPANE (NSW) (29th)</b>				
1	46.340	23.097	46.924	1:56.361	1	52.104	24.987	51.948	2:09.039
2	32.113	22.873	47.603	1:42.589	2	35.913	24.790	50.955	1:51.658
3	32.979	23.180	46.500	1:42.659	3	35.937	24.876	51.798	1:52.611
4	31.785	23.194	46.927	1:41.906	4	35.261	25.278	50.704	1:51.243
5	31.885	23.002	46.495	1:41.382	5	37.283	24.388	50.063	1:51.734
6	32.744	22.979	45.927	1:41.650	6	35.669	24.282	50.469	1:50.420
7	31.779	22.941	<b>45.554</b>	<b>1:40.274</b>	7	35.888	24.434	<b>49.315</b>	<b>1:49.637</b>
8	31.843	22.983	46.245	1:41.071	8	<b>34.980</b>	24.327	51.605	1:50.912
9	31.876	23.392	46.377	1:41.645	9	37.001	24.635	51.650	1:53.286
10	<b>31.481</b>	23.857	46.166	1:41.504	10	35.799	<b>24.225</b>	49.716	1:49.740
11	32.892	23.176	46.370	1:42.438	11	35.291	24.367	50.123	1:49.781
12	32.091	23.043	46.440	1:41.574	12	35.843	24.476	51.409	1:51.728
					13	35.503	24.603	50.848	1:50.954
					14	36.794	25.182	51.428	1:53.404
					15	37.001	25.243	51.897	1:54.141
					16	38.552	25.212	52.574	1:56.338

The results are provisional until the end of the time limit for protests and appeals.

*Scott Laing*  
Chief Timekeeper - Scott Laing

*Mark Hancock*  
Race Director - Mark Hancock



[www.computime.com.au](http://www.computime.com.au)  
COMPUTIME RACE TIMING SYSTEMS PTY LTD





# Round 2 Canberra - ACT 2 May 2021



## PIRELLI MX2 Moto 2


Date: 02/05/21  
Event: R06  
Weather: Partly cloudy - Temp: 20.3C  
Track: Good

Started at: 13:53:04  
Laps: 25 Min + 1 Lap  
Starters: 40  
Printed at: 14:27

### PROVISIONAL FASTEST LAPS SEQUENCE

Lap	Race Pos	No	Name	Machine	Fastest Lap	On Lap
1	1	96	Kyle WEBSTER (VIC)	Honda CRF 250	1:47.949	1
2	1	96	Kyle WEBSTER (VIC)	Honda CRF 250	1:39.225	2
4	1	96	Kyle WEBSTER (VIC)	Honda CRF 250	1:39.011	4
5	1	96	Kyle WEBSTER (VIC)	Honda CRF 250	1:38.708	5
13	3	29	Noah FERGUSON (QLD)	GasGas MC 250	1:38.315	13

The results are provisional until the end of the time limit for protests and appeals.

  
Chief Timekeeper - Scott Laing

  
Race Director - Mark Hancock





# Round 2 Canberra - ACT 2 May 2021



## PIRELLI MX2

### Moto 2

Date: 02/05/21  
Event: R06  
Weather: Partly cloudy - Temp: 20.3C  
Track: Good

Started at: 13:53:04  
Laps: 25 Min + 1 Lap  
Starters: 40  
Printed at: 14:27

### PROVISIONAL LAP SHEET

No	Lap Time	Gap	No	Lap Time	Gap	No	Lap Time	Gap	No	Lap Time	Gap	No	Lap Time	Gap
<b>Lap 1</b>			29	1:39.941	1.372	22	1:40.981	7.233	14	1:40.674	13.475	32	1:45.139	30.300
96	1:47.949		199	1:40.214	3.250	5	1:40.737	8.074	153	1:41.516	15.203	24	1:45.074	31.420
29	1:48.605	.656	100	1:41.160	5.487	100	1:43.693	9.171	754	1:41.906	17.321	188	1:43.686	32.795
199	1:50.210	2.261	6	1:41.171	6.030	14	1:40.428	11.812	32	1:43.804	23.869	149	1:47.217	35.226
100	1:51.501	3.552	22	1:40.848	6.261	153	1:42.018	12.698	24	1:43.330	25.054	46	1:43.724	37.741
6	1:52.033	4.084	5	1:40.711	7.346	754	1:42.659	14.426	149	1:45.705	26.717	4	1:43.682	39.021
22	1:52.587	4.638	153	1:42.332	10.689	32	1:43.022	19.076	188	1:43.765	27.817	47	1:47.522	43.954
5	1:53.809	5.860	14	1:41.161	11.393	149	1:45.169	20.023	46	1:44.269	32.725	427	1:43.869	44.969
153	1:55.531	7.582	754	1:42.589	11.776	24	1:45.558	20.735	4	1:44.435	34.047	43	1:45.917	45.577
149	1:55.811	7.862	149	1:46.226	14.863	188	1:43.650	23.063	47	1:48.173	35.140	51	1:46.879	50.108
754	1:56.361	8.412	24	1:43.985	15.186	47	1:46.242	25.978	43	1:45.547	38.368	64	1:43.788	53.545
14	1:57.406	9.457	32	1:43.764	16.063	427	1:45.652	26.235	427	1:52.584	39.808	241	1:46.414	54.528
23	1:58.375	10.426	233	1:46.980	18.660	46	1:45.342	27.467	51	1:47.205	41.937	2	1:47.064	55.894
233	1:58.854	10.905	188	1:46.468	19.422	4	1:44.837	28.623	241	1:47.796	46.822	16	1:46.407	1:00.868
32	1:59.473	11.524	47	1:46.550	19.745	61	1:47.433	30.020	2	1:47.422	47.538	49	1:50.130	1:01.296
188	2:00.128	12.179	427	1:46.054	20.592	43	1:46.354	31.832	64	1:45.299	48.465	34	1:43.619	1:02.252
47	2:00.369	12.420	46	1:48.364	22.134	51	1:46.780	33.743	49	1:50.416	49.874	9	1:49.445	1:02.401
46	2:00.944	12.995	61	1:47.050	22.596	241	1:47.604	38.037	52	1:48.814	50.736	52	1:51.559	1:03.587
43	2:01.217	13.268	4	1:46.334	23.795	49	1:49.786	38.469	9	1:48.631	51.664	61	1:47.568	1:04.957
427	2:01.712	13.763	43	1:51.444	25.487	2	1:47.573	39.127	35	1:49.222	52.928	35	1:51.438	1:05.658
61	2:02.720	14.771	51	1:49.450	26.972	52	1:48.457	40.933	16	1:46.718	53.169	196	1:49.005	1:06.065
4	2:04.635	16.686	49	1:50.275	28.692	9	1:50.829	42.044	196	1:49.781	55.768	23	1:47.517	1:08.642
51	2:04.696	16.747	65	1:50.168	29.697	64	1:45.235	42.177	61	2:05.088	56.097	772	1:51.734	1:11.383
49	2:05.591	17.642	60	1:49.556	30.207	35	1:49.775	42.717	34	1:42.474	57.341	60	1:49.721	1:12.816
65	2:06.703	18.754	241	1:47.341	30.442	196	1:50.795	44.998	772	1:51.243	58.357	10	1:51.410	1:18.431
60	2:07.825	19.876	9	1:49.985	31.224	16	1:50.410	45.462	233	1:49.127	58.748	7	1:51.274	1:19.202
9	2:08.413	20.464	2	1:49.832	31.563	772	1:52.611	46.125	23	1:49.862	59.833	65	1:48.837	1:19.892
2	2:08.905	20.956	52	1:49.925	32.485	60	1:58.334	48.532	60	1:52.282	1:01.803	21	1:52.146	1:26.043
772	2:09.039	21.090	35	1:49.478	32.951	233	2:09.981	48.632	10	1:52.810	1:05.729			
52	2:09.734	21.785	772	1:51.658	33.523	23	1:49.664	48.982	7	1:52.192	1:06.636	<b>Lap 6</b>		
241	2:10.275	22.326	196	1:48.912	34.212	10	1:51.175	51.930	65	1:49.589	1:09.763	96	1:39.626	
35	2:10.647	22.698	16	1:47.189	35.061	7	1:53.902	53.455	84	1:52.568	1:09.799	84	2:09.899	1 lap
196	2:12.474	24.525	64	1:46.320	36.951	34	1:42.178	53.878	21	1:54.027	1:12.605	29	1:39.557	2.547
7	2:12.476	24.527	23	1:51.035	39.327	84	1:53.973	56.242				199	1:39.052	3.830
10	2:13.417	25.468	7	1:54.260	39.562	21	1:53.787	57.589	<b>Lap 5</b>			6	1:39.499	9.252
84	2:14.426	26.477	10	1:54.521	40.764	65	2:09.497	59.185	96	1:38.708		22	1:40.191	11.155
16	2:15.046	27.097	84	1:55.026	42.278				29	1:39.502	2.616	14	1:39.621	14.806
23	2:15.466	27.517	21	1:53.902	43.811	<b>Lap 4</b>			199	1:39.232	4.404	100	1:43.126	19.899
21	2:17.083	29.134	34	1:41.754	51.709	96	1:39.011		6	1:40.107	9.379	754	1:41.650	22.019
64	2:17.805	29.856				29	1:40.063	1.822	5	1:39.620	10.160	153	1:43.291	22.807
34	2:37.129	49.180	<b>Lap 3</b>			199	1:39.480	3.880	22	1:40.910	10.590	32	1:44.385	35.059
			96	1:40.009		6	1:40.644	7.980	14	1:40.044	14.811	24	1:43.957	35.751
			29	1:39.407	.770	22	1:40.166	8.388	100	1:42.039	16.399	188	1:43.207	36.376
			199	1:40.170	3.411	5	1:40.185	9.248	153	1:42.647	19.142	149	1:45.558	41.158
			6	1:40.326	6.347	100	1:42.908	13.068	754	1:41.382	19.995	46	1:44.272	42.387

Chief Timekeeper - Scott Laing

Race Director - Mark Hancock



www.computime.com.au  
COMPUTIME RACE TIMING SYSTEMS PTY LTD







# Round 2 Canberra - ACT 2 May 2021



## PIRELLI MX2

### Moto 2

Date: 02/05/21  
Event: R06  
Weather: Partly cloudy - Temp: 20.3C  
Track: Good

Started at: 13:53:04  
Laps: 25 Min + 1 Lap  
Starters: 40  
Printed at: 14:27

### PROVISIONAL LAP SHEET

No	Lap Time	Gap	No	Lap Time	Gap	No	Lap Time	Gap	No	Lap Time	Gap	No	Lap Time	Gap			
4	1:44.413	43.808	64	1:44.773	1:03.242	233	1:47.775	1 lap	9	1:48.691	1:37.135	29	1:40.255	6.545	9	1:51.644	1 lap
47	1:45.372	49.700	241	1:46.185	1:07.992	16	1:47.312	1:25.217	Lap 10			49	1:49.576	1 lap			
427	1:44.589	49.932	2	1:47.289	1:11.457	51	1:51.270	1:26.755				96	1:39.567		6	1:40.530	12.685
43	1:46.312	52.263	34	1:42.076	1:14.193	9	1:47.337	1:28.251	49	1:49.298	1 lap	22	1:40.395	14.074			
64	1:44.268	58.187	51	1:51.295	1:15.159	61	1:46.344	1:28.308	52	1:49.745	1 lap	52	1:54.454	1 lap			
241	1:46.623	1:01.525	233	1:46.513	1 lap	49	1:48.560	1:31.010	199	1:40.038	5.468	14	1:40.109	17.935			
51	1:53.100	1:03.582	16	1:49.280	1:17.579	52	1:47.833	1:31.475	29	1:41.988	6.239	196	1:51.744	1 lap			
2	1:47.618	1:03.886	9	1:48.419	1:20.588	196	1:48.029	1:35.171	29	1:41.988	6.239	23	1:52.319	1 lap			
16	1:46.775	1:08.017	61	1:46.927	1:21.638	23	1:49.069	1:38.156	196	1:53.306	1 lap	772	1:49.740	1 lap			
233	3:28.063	1 lap	49	1:49.239	1:22.124	Lap 9			23	1:52.656	1 lap	772	1:49.740	1 lap			
34	1:49.209	1:11.835	52	1:49.253	1:23.316	96	1:39.807		6	1:40.750	12.104	754	1:42.438	30.236			
9	1:49.112	1:11.887	196	1:48.980	1:26.816	772	1:50.912	1 lap	22	1:40.668	13.628	65	1:50.956	1 lap			
49	1:50.933	1:12.603	23	1:48.496	1:28.761	29	1:40.907	3.818	772	1:53.286	1 lap	60	1:59.495	1 lap			
52	1:49.820	1:13.781	35	1:51.460	1:31.128	199	1:40.167	4.997	14	1:40.482	17.775	100	1:43.340	38.797			
61	1:49.098	1:14.429	772	1:49.637	1:32.096	60	1:51.538	1 lap	60	1:51.778	1 lap	35	1:54.664	1 lap			
196	1:51.115	1:17.554	60	1:49.068	1:34.356	35	1:56.175	1 lap	35	1:56.087	1 lap	153	1:43.069	39.117			
35	1:53.354	1:19.386	Lap 8			6	1:40.591	10.921	65	1:51.373	1 lap	10	1:55.460	1 lap			
23	1:50.967	1:19.983	96	1:39.674		22	1:40.680	12.527	754	1:41.504	27.747	7	1:52.660	1 lap			
772	1:50.420	1:22.177	65	1:49.674	1 lap	65	1:53.072	1 lap	10	1:55.607	1 lap	46	1:43.579	1:01.590			
60	1:51.816	1:25.006	10	1:52.666	1 lap	14	1:40.283	16.860	100	1:43.498	35.406	32	1:46.699	1:04.339			
10	1:50.111	1:28.916	29	1:39.997	2.718	10	1:55.699	1 lap	153	1:43.207	35.997	24	1:45.201	1:04.618			
65	1:49.474	1:29.740	199	1:40.950	4.637	754	1:41.645	25.810	7	1:52.797	1 lap	188	1:45.277	1:05.458			
Lap 7			6	1:39.879	10.137	7	1:51.944	1 lap	21	1:52.675	1 lap	4	1:44.420	1:06.708			
96	1:39.718		22	1:39.944	11.654	100	1:43.671	31.475	32	1:45.053	57.589	21	1:58.450	1 lap			
7	2:00.770	1 lap	14	1:40.909	16.384	153	1:43.449	32.357	46	1:44.256	57.960	149	1:47.161	1:14.204			
21	1:54.912	1 lap	7	1:57.667	1 lap	21	1:55.875	1 lap	24	1:45.972	59.366	64	1:42.256	1:15.029			
29	1:39.566	2.395	21	1:58.883	1 lap	188	1:42.908	46.188	188	1:53.509	1:00.130	47	1:47.096	1:20.392			
199	1:39.249	3.361	754	1:41.071	23.972	84	1:54.951	1 lap	4	1:44.708	1:02.237	427	1:45.732	1:23.844			
6	1:40.398	9.932	100	1:44.174	27.611	32	1:45.931	52.103	149	1:46.622	1:06.992	34	1:42.445	1:25.208			
22	1:39.947	11.384	153	1:42.411	28.715	24	1:46.192	52.961	84	2:01.157	1 lap	84	1:58.485	1 lap			
14	1:40.061	15.149	84	1:55.292	1 lap	46	1:43.317	53.271	64	1:41.584	1:12.722	43	1:47.003	1:30.632			
84	1:56.277	1 lap	188	1:42.862	43.087	4	1:43.170	57.096	47	1:45.642	1:13.245	Lap 12					
754	1:40.274	22.575	32	1:46.168	45.979	149	1:46.228	59.937	427	1:46.139	1:18.061	96	1:39.491				
100	1:42.930	23.111	24	1:45.422	46.576	47	1:45.565	1:07.170	34	1:42.426	1:22.712	241	1:48.159	1 lap			
153	1:42.889	25.978	46	1:42.122	49.761	64	1:43.233	1:10.705	43	1:49.324	1:23.578	199	1:39.514	5.154			
32	1:44.144	39.485	149	1:46.317	53.516	427	1:48.132	1:11.489	241	1:48.270	1:33.056	2	1:47.449	1:34.700			
188	1:43.241	39.899	4	1:44.844	53.733	43	1:47.286	1:13.821	2	1:47.449	1:34.700	2	1:51.846	1 lap			
24	1:44.795	40.828	47	1:45.719	1:01.412	34	1:41.639	1:19.853	29	1:41.261	8.315	29	1:41.261	8.315			
149	1:45.433	46.873	427	1:45.533	1:03.164	241	1:47.301	1:24.353	16	1:48.826	1 lap	16	1:48.826	1 lap			
46	1:44.644	47.313	43	1:46.649	1:06.342	2	1:47.538	1:26.818	61	1:49.707	1 lap	61	1:49.707	1 lap			
4	1:44.473	48.563	64	1:43.711	1:07.279	233	1:48.203	1 lap	233	1:51.180	2 laps	233	1:51.180	2 laps			
47	1:45.385	55.367	241	1:48.541	1:16.859	16	1:47.591	1:33.001	6	1:41.028	14.222	6	1:41.028	14.222			
427	1:47.091	57.305	34	1:43.502	1:18.021	51	1:47.318	1:34.266	61	1:47.234	1 lap	22	1:40.285	14.868			
43	1:46.822	59.367	2	1:47.304	1:19.087	61	1:46.644	1:35.145	199	1:39.612	5.131	14	1:39.742	18.186			
									51	1:51.366	1 lap	9	1:50.014	1 lap			

Chief Timekeeper - Scott Laing

Race Director - Mark Hancock



www.computime.com.au  
COMPUTIME RACE TIMING SYSTEMS PTY LTD





# Round 2 Canberra - ACT 2 May 2021



## PIRELLI MX2

### Moto 2

Date: 02/05/21  
Event: R06  
Weather: Partly cloudy - Temp: 20.3C  
Track: Good

Started at: 13:53:04  
Laps: 25 Min + 1 Lap  
Starters: 40  
Printed at: 14:27

### PROVISIONAL LAP SHEET

No	Lap Time	Gap	No	Lap Time	Gap	No	Lap Time	Gap	No	Lap Time	Gap	No	Lap Time	Gap	
49	1:49.850	1 lap	23	1:48.478	1 lap	65	1:50.370	1 lap	24	1:47.207	1:37.933	199	1:42.172	8.275	
51	1:58.298	1 lap	153	1:43.399	46.647	188	1:43.229	1:21.229				32	1:49.413	1 lap	
52	1:49.340	1 lap	100	1:44.478	48.056	46	1:43.745	1:22.468	Lap 16						
196	1:49.495	1 lap	772	1:51.728	1 lap	4	1:44.952	1:24.460	96	1:40.760		47	1:46.471	1 lap	
754	1:41.574	32.319	60	1:50.817	1 lap	64	1:43.254	1:24.786	34	1:44.143	1 lap	29	1:43.095	17.313	
23	1:52.276	1 lap	65	1:53.965	1 lap	35	1:56.669	1 lap	149	1:47.073	1 lap	22	1:41.028	18.553	
772	1:49.781	1 lap	35	1:54.147	1 lap	24	1:49.374	1:29.468	32	1:50.205	1 lap	14	1:41.325	20.042	
153	1:43.058	42.684	188	1:44.313	1:16.560	32	1:47.331	1:32.656	199	1:41.492	7.201	35	1:54.385	2 laps	
100	1:43.708	43.014	46	1:52.066	1:17.283	149	1:45.269	1:33.507	35	2:00.244	2 laps	6	1:42.122	22.609	
65	1:51.650	1 lap	4	1:45.099	1:18.068	34	1:42.768	1:35.489	10	1:52.373	2 laps	10	1:54.213	2 laps	
60	1:51.375	1 lap	24	1:47.914	1:18.654	10	1:53.077	1 lap	47	1:48.362	1 lap	7	1:54.262	2 laps	
35	1:55.658	1 lap	64	1:41.460	1:20.092				7	1:52.084	2 laps	43	1:48.741	1 lap	
46	1:42.554	1:04.653	10	1:57.765	1 lap	Lap 15				427	1:50.908	1 lap			
10	1:54.757	1 lap	32	1:47.710	1:23.885	96	1:38.742		29	1:41.116	15.316	754	1:41.198	42.918	
24	1:45.049	1:10.176	7	1:52.797	1 lap	7	1:52.476	2 laps	22	1:40.116	18.623	241	1:49.780	1 lap	
188	1:45.716	1:11.683	149	1:45.198	1:26.798	47	1:48.399	1 lap	14	1:39.838	19.815	153	1:41.927	58.227	
4	1:45.188	1:12.405	34	1:42.507	1:31.281	199	1:39.794	6.469	6	1:40.893	21.585	61	1:47.907	1 lap	
7	1:55.914	1 lap	47	1:45.498	1:32.235	29	1:43.052	14.960	43	1:48.180	1 lap	16	1:50.286	1 lap	
32	1:50.763	1:15.611	Lap 14				29	1:43.052	14.960	427	1:47.613	1 lap	100	1:44.458	1:01.596
64	1:42.530	1:18.068	96	1:38.560		43	1:47.832	1 lap	754	1:42.135	42.818	49	1:48.613	1 lap	
149	1:46.323	1:21.036	199	1:38.890	5.417	22	1:39.613	19.267	241	1:49.865	1 lap	233	1:49.937	2 laps	
47	1:45.272	1:26.173	43	1:48.792	1 lap	14	1:40.131	20.737	21	1:56.726	2 laps	9	1:48.525	1 lap	
34	1:42.493	1:28.210	427	1:53.235	1 lap	6	1:41.470	21.452	16	1:49.281	1 lap	21	2:05.512	2 laps	
21	1:59.425	1 lap	29	1:42.016	10.650	427	1:52.257	1 lap	61	1:48.837	1 lap	84	1:53.288	2 laps	
427	1:50.525	1:34.878	427	1:53.235	1 lap	21	1:58.117	2 laps	153	1:43.579	57.398	196	1:49.446	1 lap	
43	1:47.652	1:38.793	29	1:42.016	10.650	241	1:48.786	1 lap	49	1:47.632	1 lap	23	1:46.698	1 lap	
Lap 13				21	2:03.069	2 laps	754	1:41.481	41.443	100	1:42.225	58.236	52	1:49.906	1 lap
96	1:39.436		22	1:40.195	18.396	16	1:50.797	1 lap	233	1:50.235	2 laps	64	1:46.127	1:33.244	
199	1:39.369	5.087	6	1:41.986	18.724	61	1:49.340	1 lap	9	1:49.750	1 lap	46	1:43.034	1:35.007	
29	1:38.315	7.194	14	1:39.587	19.348	84	1:55.065	2 laps	84	1:55.637	2 laps	188	1:46.855	1:37.698	
84	1:59.035	2 laps	241	1:49.770	1 lap	233	1:51.058	2 laps	196	1:47.560	1 lap	772	1:56.338	1 lap	
241	1:51.727	1 lap	16	1:49.487	1 lap	49	1:49.476	1 lap	52	1:48.238	1 lap	60	1:51.537	1 lap	
6	1:40.512	15.298	84	2:01.771	2 laps	9	1:49.445	1 lap	23	1:48.541	1 lap				
22	1:41.329	16.761	61	1:50.152	1 lap	153	1:42.417	54.579	64	1:42.382	1:28.215				
14	1:39.571	18.321	233	1:51.036	2 laps	100	1:42.088	56.771	772	1:54.141	1 lap				
16	1:49.724	1 lap	754	1:41.598	38.704	196	1:48.792	1 lap	188	1:45.578	1:31.941				
2	1:54.940	1 lap	49	1:48.276	1 lap	52	1:48.810	1 lap	46	1:44.906	1:33.071				
61	1:49.238	1 lap	9	1:49.588	1 lap	23	1:46.780	1 lap	60	1:52.756	1 lap				
233	1:50.669	2 laps	153	1:42.817	50.904	51	5:43.104	3 laps							
49	1:48.686	1 lap	196	1:48.955	1 lap	772	1:53.404	1 lap	Lap 17						
9	1:50.642	1 lap	52	1:48.830	1 lap	64	1:40.549	1:26.593	96	1:41.098					
754	1:42.783	35.666	100	1:43.929	53.425	188	1:44.636	1:27.123	65	1:52.348	2 laps				
196	1:49.763	1 lap	23	1:48.807	1 lap	60	1:52.112	1 lap	4	1:50.810	1 lap				
52	1:55.217	1 lap	772	1:50.954	1 lap	46	1:45.199	1:28.925	34	1:42.880	1 lap				
			2	2:23.218	1 lap	65	1:54.562	1 lap	149	1:44.289	1 lap				
			60	1:51.057	1 lap	4	1:46.634	1:32.352	24	1:50.981	1 lap				

The results are provisional until the end of the time limit for protests and appeals.

*Scott Laing*  
Chief Timekeeper - Scott Laing

*Mark Hancock*  
Race Director - Mark Hancock





# Round 2 Canberra - ACT 2 May 2021



## PIRELLI MX2

### Moto 2

Date: 02/05/21  
Event: R06  
Weather: Partly cloudy - Temp: 20.3C  
Track: Good

Started at: 13:53:04  
Laps: 25 Min + 1 Lap  
Starters: 40  
Printed at: 14:28

## PROVISIONAL LAP CHART

Name	Grid	1	2	3	4	5	6	7	8	9	10	11	12	13	14	15	16	17	Name	
Rhys BUDD (NSW)	20	20	20	20	20	20	20	20	20	20	20	20	20	20	20	20	20	20	K. WEBSTER	
Kyle WEBSTER (VIC)	96	29	29	29	29	29	29	29	29	29	199	199	199	199	199	199	199	199	N. CRAWFORD	
Noah FERGUSON (QLD)	29	199	199	199	199	199	199	199	199	199	29	29	29	29	29	29	29	29	N. FERGUSON	
Alex LARWOOD (SA)	5	100	100	6	6	6	6	6	6	6	6	6	6	6	22	22	22	22	R. BUDD	
Jayne COSFORD (QLD)	754	6	6	22	22	5	22	22	22	22	22	22	22	22	6	14	14	14	J. DOBSON	
Levi ROGERS (QLD)	34	22	22	5	5	22	14	14	14	14	14	14	14	14	14	6	6	6	J. WILSON	
Jesse DOBSON (QLD)	14	5	5	100	100	14	100	754	754	754	754	754	754	754	754	754	754	754	J. COSFORD	
Jay WILSON (QLD)	6	153	153	14	14	100	754	100	100	100	100	100	153	153	153	153	153	153	K. McMAHON	
Nathan CRAWFORD (QLD)	199	149	14	153	153	153	153	153	153	153	153	153	100	100	100	100	100	100	J. ROBERTS	
Liam ANDREWS (VIC)	32	754	754	754	754	754	32	32	188	188	32	46	46	188	188	64	64	64	D. WILLS	
Dylan WILLS (NSW)	64	14	149	32	32	32	24	188	32	32	46	32	24	46	46	188	188	46	H. McKAY	
Kaleb BARHAM (QLD)	16	24	24	149	24	24	188	24	24	24	24	24	188	4	4	46	46	188	T. RAVENHORST	
Tye JONES (QLD)	427	233	32	24	149	188	149	149	46	46	188	188	4	24	64	4	4	4	R. LATIMER	
Isaac FERGUSON (QLD)	149	32	233	188	188	149	46	46	149	4	4	4	32	64	24	24	34	34	L. ROGERS	
Tomas RAVENHORST (VIC)	188	188	188	47	46	46	4	4	4	149	149	149	64	32	32	34	149	149	I. FERGUSON	
Jy ROBERTS (NSW)	100	47	47	427	4	4	47	47	47	47	64	64	149	149	149	149	24	24	C. BURNS	
Tyler DARBY (NSW)	241	46	427	46	47	47	427	427	427	64	47	47	47	34	34	32	32	32	L. ANDREWS	
Chandler BURNS (VIC)	24	43	46	4	43	427	43	43	43	427	427	427	34	47	47	47	47	47	B. NINNESS	
Korey McMAHON (NSW)	153	427	61	61	427	43	64	64	64	43	34	34	427	43	43	43	43	43	M. O'BREE	
Hugh McKAY (TAS)	46	61	4	43	51	51	241	241	241	34	43	43	43	427	427	427	427	427	T. JONES	
Mackenzie O'BREE (VIC)	43	4	43	51	241	64	51	2	34	241	241	241	241	241	241	241	241	241	T. DARBY	
Ethan ASHMORE (VIC)	61	51	51	241	2	241	2	34	2	2	2	2	16	16	16	16	61	61	E. ASHMORE	
Ricky LATIMER (QLD)	4	49	49	49	64	2	16	51	16	16	16	16	2	61	61	61	16	16	K. BARHAM	
George KNIGHT (VIC)	23	65	65	2	49	16	34	16	51	51	61	61	61	49	49	49	49	49	C. GOULLET	
Brock NINNESS (NSW)	47	60	60	52	52	49	9	9	9	61	51	9	49	9	9	9	9	9	J. BISHOP	
Jack KITCHEN (QLD)	51	9	241	9	9	34	49	61	61	9	9	49	9	196	196	196	196	196	W. GREINER-DAISH	
Jack O'CALLAGHAN (NSW)	52	2	9	64	35	9	52	49	49	49	49	51	196	52	52	52	23	23	G. KNIGHT	
Wilson GREINER-DAISH (VIC)	196	772	2	35	16	52	61	52	52	52	52	52	52	23	23	23	52	52	J. O'CALLAGHAN	
Josh MANGIAPANE (NSW)	772	52	52	196	196	61	196	196	196	196	196	196	23	772	772	772	772	772	J. MANGIAPANE	
Oliver MARCHAND (NSW)	233	241	35	16	61	35	35	23	23	23	23	23	772	2	60	60	60	60	R. ANELL	
Riley STEPHENS (NSW)	56	35	772	772	34	196	23	35	772	772	772	772	60	60	65	65	65	65	C. WHITNEY	
Connor WHITNEY (NSW)	65	196	196	60	772	23	772	772	60	60	65	65	65	65	35	35	35	35	A. MASON	
Caleb GOULLET (VIC)	49	7	16	233	233	772	60	60	35	35	60	60	35	35	10	10	10	10	B. STEEL	
Eden FARLEY (VIC)	77	10	64	23	23	60	16	65	65	65	35	35	10	10	7	7	7	7	J. DAVISON	
Royce ANELL (VIC)	60	84	23	10	60	10	65	10	10	10	10	10	7	7	21	233	233	233	O. MARCHAND	
Zachary WATSON (QLD)	2	16	7	7	10	7	7	7	7	7	7	7	21	21	233	233	233	233	S. MASON	
Jesse BISHOP (QLD)	9	23	10	34	7	65	21	21	21	21	21	21	84	84	84	84	84	84	J. HOLT	
Aaron MASON (VIC)	35	21	84	84	65	21	84	84	84	84	84	84	233	233	233	233	233	233	J. KITCHEN	
Brandon STEEL (NSW)	10	64	21	21	84	84	233	233	233	233	233	233	233	233	51	51	51	51	J. KITCHEN	
James DAVISON (NSW)	7	34	34	65	21	233	233	233	233	233	233	233	233	233	51	51	51	51	J. KITCHEN	
Jordan HOLT (VIC)	84	84	84	84	84	84	84	84	84	84	84	84	84	84	84	84	84	84	84	J. KITCHEN
Shane MASON (VIC)	21	21	21	21	21	21	21	21	21	21	21	21	21	21	21	21	21	21	21	J. KITCHEN

The results are provisional until the end of the time limit for protests and appeals.

*Scott Laing*  
Chief Timekeeper - Scott Laing

*Mark Hancock*  
Race Director - Mark Hancock



www.computime.com.au  
COMPUTIME RACE TIMING SYSTEMS PTY LTD






# Round 2 Canberra - ACT 2 May 2021



## PIRELLI MX2 PROVISIONAL ROUND POINTS

### PIRELLI MX2

Pos	No	Name	Machine	Rnd 2 Moto 1	Rnd 2 Moto 2	Total
1	96	Kyle WEBSTER	Honda	25	25	50
2	29	Noah FERGUSON	GasGas	20	20	40
3	6	Jay WILSON	Yamaha	22	15	37
4	22	Rhys BUDD	Yamaha	16	18	34
5	14	Jesse DOBSON	Yamaha	13	16	29
6	64	Dylan WILLS	Husqvarna	18	11	29
7	754	Jayce COSFORD	Yamaha	14	14	28
8	153	Korey McMAHON	GasGas	12	13	25
9	199	Nathan CRAWFORD	Yamaha		22	22
10	34	Levi ROGERS	Yamaha	15	7	22
11	100	Jy ROBERTS	KTM	9	12	21
12	149	Isaac FERGUSON	GasGas	11	6	17
13	4	Ricky LATIMER	KTM	6	8	14
14	46	Hugh McKAY	Yamaha	3	10	13
15	427	Tye JONES	Husqvarna	10	1	11
16	188	Tomas RAVENHORST	KTM	1	9	10
17	32	Liam ANDREWS	Yamaha	4	4	8
18	16	Kaleb BARHAM	Husqvarna	8		8
19	5	Alex LARWOOD	Yamaha	7		7
20	24	Chandler BURNS	KTM		5	5
21	241	Tyler DARBY	Yamaha	5		5
22	43	Mackenzie O'BREE	Yamaha	2	2	4
23	47	Brock NINNESS	Yamaha		3	3

  
Chief Timekeeper - Scott Laing

  
Race Director - Mark Hancock



[www.computime.com.au](http://www.computime.com.au)  
COMPUTIME RACE TIMING SYSTEMS PTY LTD





# Round 2 Canberra - ACT 2 May 2021



## PIRELLI MX2 PROVISIONAL PROGRESSIVE CHAMPIONSHIP POINTS

### PIRELLI MX2

Pos	No	Name	Machine	Rnd 1 W'thaggi	Rnd 2 Moto 1	Rnd 2 Moto 2	Total
1	96	Kyle WEBSTER	Honda	50	25	25	100
2	22	Rhys BUDD	Yamaha	35	16	18	69
3	14	Jesse DOBSON	Yamaha	38	13	16	67
4	6	Jay WILSON	Yamaha	29	22	15	66
5	199	Nathan CRAWFORD	Yamaha	38		22	60
6	64	Dylan WILLS	Husqvarna	22	18	11	51
7	29	Noah FERGUSON	GasGas	10	20	20	50
8	5	Alex LARWOOD	Yamaha	40	7		47
9	34	Levi ROGERS	Yamaha	22	15	7	44
10	754	Jayce COSFORD	Yamaha	10	14	14	38
11	149	Isaac FERGUSON	GasGas	19	11	6	36
12	153	Korey McMAHON	GasGas	10	12	13	35
13	46	Hugh MCKAY	Yamaha	21	3	10	34
14	100	Jy ROBERTS	KTM	12	9	12	33
15	44	Jai CONSTANTINOU	Husqvarna	30			30
16	24	Chandler BURNS	KTM	19		5	24
17	188	Tomas RAVENHORST	KTM	13	1	9	23
18	4	Ricky LATIMER	KTM	2	6	8	16
19	32	Liam ANDREWS	Yamaha	7	4	4	15
20	43	Mackenzie O'BREE	Yamaha	8	2	2	12
21	427	Tye JONES	Husqvarna		10	1	11
22	16	Kaleb BARHAM	Husqvarna		8		8
23	241	Tyler DARBY	Yamaha		5		5
24	47	Brock NINNESS	Yamaha			3	3
25	233	Oliver MARCHAND	Yamaha	3			3
26	2	Zachary WATSON	Yamaha	2			2
27	23	George KNIGHT	Yamaha	1			1
28	61	Ethan ASHMORE	Husqvarna	1			1

  
Chief Timekeeper - Scott Laing

  
Race Director - Mark Hancock



[www.computime.com.au](http://www.computime.com.au)  
COMPUTIME RACE TIMING SYSTEMS PTY LTD





# Round 2 Canberra - ACT 2 May 2021



## PIRELLI MX2 Moto 2

Date: 02/05/21  
Event: R06  
Weather: Partly cloudy - Temp: 20.3C  
Track: Good

Started at: 13:53:04  
Laps: 25 Min + 1 Lap  
Starters: 40  
Printed at: 14:28

### PROVISIONAL RACE INFORMATION

Time	Description
13:53:04	Event Start
13:53:55	Rider 29 (Noah FERGUSON) HOLE SHOT
14:21:25	Chequered Flag
14:23:24	Event Finish

The results are provisional until the end of the time limit for protests and appeals.

  
.....  
Chief Timekeeper - Scott Laing

  
.....  
Race Director - Mark Hancock

